



HSCC Classic Formula Ford Championship QUALIFYING - RACE 3 - CLASSIFICATION

| POS | NO | CL | PIC | NAME | ENTRY | TIME | ON | LAPS | GAP | DIFF | MPH |
|-----|-----|----|-----|---------------------|-----------------|----------|----|------|--------|-------|-------|
| 1 | 112 | A | 1 | Tom GADD | Van Diemen RF81 | 1:20.072 | 6 | 6 | | | 89.20 |
| 2 | 2 | A | 2 | Rick MORRIS | Royale RP29 | 1:20.562 | 7 | 7 | 0.490 | 0.490 | 88.65 |
| 3 | 33 | A | 3 | Cal BENNETT | Van Diemen RF80 | 1:20.574 | 13 | 15 | 0.502 | 0.012 | 88.64 |
| 4 | 1 | A | 4 | Jordan HARRISON | Van Diemen RF79 | 1:20.693 | 6 | 9 | 0.621 | 0.119 | 88.51 |
| 5 | 16 | B | 1 | Simon TOYNE | Winkelmann WDF2 | 1:20.831 | 11 | 15 | 0.759 | 0.138 | 88.36 |
| 6 | 134 | B | 2 | Scott RAWLINSON | Merlyn Mk11A | 1:21.266 | 11 | 15 | 1.194 | 0.435 | 87.89 |
| 7 | 8 | A | 5 | George PENLINGTON | Royale RP26 | 1:21.864 | 9 | 15 | 1.792 | 0.598 | 87.24 |
| 8 | 25 | B | 3 | Chris PORRITT | Titan Mk6 | 1:22.031 | 12 | 14 | 1.959 | 0.167 | 87.07 |
| 9 | 13 | A | 6 | Stuart KESTENBAUM | Van Diemen RF81 | 1:22.709 | 11 | 14 | 2.637 | 0.678 | 86.35 |
| 10 | 80 | A | 7 | Jo ZOSSO | Van Diemen RF80 | 1:22.908 | 13 | 14 | 2.836 | 0.199 | 86.15 |
| 11 | 7* | A | 8 | Graham PAYNE | Van Diemen RF80 | 1:23.499 | 11 | 15 | 3.427 | 0.591 | 85.54 |
| 12 | 47 | A | 9 | Ben HADFIELD | Van Diemen RF79 | 1:23.942 | 11 | 14 | 3.870 | 0.443 | 85.08 |
| 13 | 410 | A | 10 | Christopher EDWARDS | PRS RH02 | 1:24.093 | 12 | 13 | 4.021 | 0.151 | 84.93 |
| 14 | 98 | B | 4 | Nick SHEPPARD | Merlyn Mk11A | 1:24.216 | 11 | 14 | 4.144 | 0.123 | 84.81 |
| 15 | 43* | A | 11 | Richard YEOMANS | Royale RP24 | 1:24.331 | 12 | 14 | 4.259 | 0.115 | 84.69 |
| 16 | 111 | A | 12 | Grace BATES | Van Diemen RF80 | 1:24.843 | 12 | 14 | 4.771 | 0.512 | 84.18 |
| 17 | 5 | A | 13 | Russell GILES | Van Diemen VD77 | 1:25.004 | 11 | 12 | 4.932 | 0.160 | 84.02 |
| 18 | 60 | A | 14 | Alan WILLIAMSON | Van Diemen RF81 | 1:25.846 | 11 | 14 | 5.774 | 0.842 | 83.20 |
| 19 | 4 | B | 5 | Kevin WILLIAMS | Merlyn Mk20A | 1:26.651 | 6 | 14 | 6.579 | 0.805 | 82.42 |
| 20 | 11 | A | 15 | Mike SAUNDERS | PRS RH01 | 1:28.957 | 13 | 13 | 8.885 | 2.306 | 80.29 |
| 21 | 66 | A | 16 | Murron PARKINGTON | Crossle 32F | 1:29.285 | 11 | 14 | 9.213 | 0.328 | 79.99 |
| 22 | 62 | A | 17 | Remy BROOKS-JOHNSON | Royale RP26 | 1:31.192 | 3 | 3 | 11.120 | 1.907 | 78.32 |

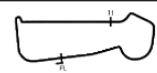
*Car 7 requires a working transponder - NCR Ch.12 App.6 Art.2.2 refers.
A 30 second penalty will be applied if not working in the race.
*Car 33 - transponder battery low, please charge.
*Cars 43 & 111 - transponder working intermittently, please check position.

Weather / Track : Sunny / Dry
These results are provisional until the conclusion of any judicial and technical matters.

Date: 25/04/2026 Start: 10:51 Finish: 11:11
Snetterton 200: 1.9840 miles

Clerk Of Course: Julian Floyd

Timekeeper: Nick Palmer



Results can be found at www.tsl-timing.com

Printed - 11:14 Saturday, 25 April 2026



HSCC Classic Formula Ford Championship

RACE 3 - CLASSIFICATION

Race Distance: 15 Laps / 29.76 miles

| POS | NO | CL | PIC | NAME | ENTRY | LAPS | TIME | GAP | DIFF | MPH | BEST | ON | GRD | ↑↓ |
|-----|-----|----|-----|---------------------|-----------------|------|-----------|----------|--------|-------|----------|----|-----|----|
| 1 | 1 | A | 1 | Jordan HARRISON | Van Diemen RF79 | 15 | 20:09.145 | | | 88.60 | 1:19.409 | 4 | 4 | 3 |
| 2 | 112 | A | 2 | Tom GADD | Van Diemen RF81 | 15 | 20:09.176 | 0.031 | 0.031 | 88.60 | 1:19.642 | 13 | 1 | -1 |
| 3 | 2 | A | 3 | Rick MORRIS | Royale RP29 | 15 | 20:27.160 | 18.015 | 17.984 | 87.30 | 1:20.782 | 2 | 2 | -1 |
| 4 | 33* | A | 4 | Cal BENNETT | Van Diemen RF80 | 15 | 20:27.318 | 18.173 | 0.158 | 87.29 | 1:20.801 | 3 | 3 | -1 |
| 5 | 16 | B | 1 | Simon TOYNE | Winkelmann WDF2 | 15 | 20:29.288 | 20.143 | 1.970 | 87.15 | 1:20.477 | 10 | 5 | 0 |
| 6 | 134 | B | 2 | Scott RAWLINSON | Merlyn Mk11A | 15 | 20:44.460 | 35.315 | 15.172 | 86.09 | 1:21.515 | 2 | 6 | 0 |
| 7 | 8 | A | 5 | George PENLINGTON | Royale RP26 | 15 | 20:46.599 | 37.454 | 2.139 | 85.94 | 1:21.655 | 13 | 7 | 0 |
| 8 | 13 | A | 6 | Stuart KESTENBAUM | Van Diemen RF81 | 15 | 21:14.075 | 1:04.930 | 27.476 | 84.09 | 1:23.552 | 2 | 9 | 1 |
| 9 | 98 | B | 3 | Nick SHEPPARD | Merlyn Mk11A | 15 | 21:14.319 | 1:05.174 | 0.244 | 84.07 | 1:23.236 | 6 | 14 | 5 |
| 10 | 80 | A | 7 | Jo ZOSSO | Van Diemen RF80 | 15 | 21:14.800 | 1:05.655 | 0.481 | 84.04 | 1:22.782 | 5 | 10 | 0 |
| 11 | 7* | A | 8 | Graham PAYNE | Van Diemen RF80 | 15 | 21:16.346 | 1:07.200 | 1.545 | 83.94 | 1:23.687 | 5 | 11 | 0 |
| 12 | 47 | A | 9 | Ben HADFIELD | Van Diemen RF79 | 15 | 21:16.948 | 1:07.803 | 0.602 | 83.90 | 1:23.616 | 11 | 12 | 0 |
| 13 | 5 | A | 10 | Russell GILES | Van Diemen VD77 | 14 | 20:12.408 | 1 Lap | 1 Lap | 82.47 | 1:25.151 | 8 | 17 | 4 |
| 14 | 60 | A | 11 | Alan WILLIAMSON | Van Diemen RF81 | 14 | 20:13.061 | 1 Lap | 0.653 | 82.43 | 1:23.915 | 13 | 18 | 4 |
| 15 | 111 | A | 12 | Grace BATES | Van Diemen RF80 | 14 | 20:13.642 | 1 Lap | 0.581 | 82.39 | 1:23.848 | 7 | 16 | 1 |
| 16 | 4 | B | 4 | Kevin WILLIAMS | Merlyn Mk20A | 14 | 20:31.292 | 1 Lap | 17.650 | 81.21 | 1:24.178 | 7 | 19 | 3 |
| 17 | 410 | A | 13 | Christopher EDWARDS | PRS RH02 | 14 | 20:31.479 | 1 Lap | 0.187 | 81.19 | 1:23.987 | 8 | 13 | -4 |
| 18 | 62 | A | 14 | Remy BROOKS-JOHNSON | Royale RP26 | 14 | 20:53.528 | 1 Lap | 22.049 | 79.77 | 1:26.389 | 13 | 22 | 4 |
| 19 | 11 | A | 15 | Mike SAUNDERS | PRS RH01 | 14 | 21:02.527 | 1 Lap | 8.999 | 79.20 | 1:27.630 | 11 | 20 | 1 |
| 20 | 66 | A | 16 | Murron PARKINGTON | Crossle 32F | 14 | 21:16.297 | 1 Lap | 13.770 | 78.34 | 1:27.912 | 9 | 21 | 1 |

NOT CLASSIFIED

| | | | | | | | | | | | | | | |
|-----|----|---|--|-----------------|-------------|----|-----------|---------|--------|-------|----------|---|----|--|
| DNF | 25 | B | | Chris PORRITT | Titan Mk6 | 10 | 13:51.734 | 5 Laps | 4 Laps | 85.87 | 1:20.999 | 8 | 8 | |
| DNF | 43 | A | | Richard YEOMANS | Royale RP24 | 3 | 4:28.943 | 12 Laps | 7 Laps | 79.67 | 1:25.449 | 2 | 15 | |

FASTEST LAP

| | | | | | | | | | | | | | | |
|----|---|--|--|-----------------|-----------------|----|----------|--|--|-----------|------------|--|--|--|
| 1 | A | | | Jordan HARRISON | Van Diemen RF79 | 4 | 1:19.409 | | | 89.94 mph | 144.75 kph | | | |
| 16 | B | | | Simon TOYNE | Winkelmann WDF2 | 10 | 1:20.477 | | | 88.75 mph | 142.83 kph | | | |

*Car 7 requires a working transponder - NCR Ch.12 App.6 Art.2.2 refers. Please re-check your wiring.
*Car 33 - please charge transponder before second race.

Weather / Track : Sunny / Dry

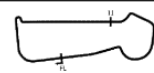
These results are provisional until the conclusion of any judicial and technical matters.

Date: 25/04/2026 Start: 15:02 Finish: 15:22

Snetterton 200: 1.9840 miles

Clerk Of Course: Julian Floyd

Timekeeper: Nick Palmer



Results can be found at www.tsl-timing.com

Printed - 15:25 Saturday, 25 April 2026



HSCC Classic Formula Ford Championship

RACE 7 - CLASSIFICATION

Race Distance: 15 Laps / 29.76 miles

| POS | NO | CL | PIC | NAME | ENTRY | LAPS | TIME | GAP | DIFF | MPH | BEST | ON | GRD | ↑↓ |
|-----|-----|----|-----|---------------------|-----------------|------|-----------|----------|--------|-------|----------|----|-----|----|
| 1 | 112 | A | 1 | Tom GADD | Van Diemen RF81 | 15 | 20:08.038 | | | 88.68 | 1:19.500 | 11 | 2 | 1 |
| 2 | 1 | A | 2 | Jordan HARRISON | Van Diemen RF79 | 15 | 20:09.812 | 1.774 | 1.774 | 88.55 | 1:19.324 | 12 | 1 | -1 |
| 3 | 2 | A | 3 | Rick MORRIS | Royale RP29 | 15 | 20:21.389 | 13.351 | 11.577 | 87.71 | 1:20.386 | 4 | 3 | 0 |
| 4 | 33 | A | 4 | Cal BENNETT | Van Diemen RF80 | 15 | 20:37.979 | 29.941 | 16.590 | 86.54 | 1:20.948 | 7 | 4 | 0 |
| 5 | 134 | B | 1 | Scott RAWLINSON | Merlyn Mk11A | 15 | 20:38.433 | 30.395 | 0.454 | 86.51 | 1:20.928 | 14 | 6 | 1 |
| 6 | 8 | A | 5 | George PENLINGTON | Royale RP26 | 15 | 21:02.327 | 54.289 | 23.894 | 84.87 | 1:21.912 | 10 | 7 | 1 |
| 7 | 13 | A | 6 | Stuart KESTENBAUM | Van Diemen RF81 | 15 | 21:14.829 | 1:06.791 | 12.502 | 84.04 | 1:23.607 | 2 | 8 | 1 |
| 8 | 80 | A | 7 | Jo ZOSSO | Van Diemen RF80 | 15 | 21:15.017 | 1:06.979 | 0.188 | 84.02 | 1:22.832 | 12 | 10 | 2 |
| 9 | 7* | A | 8 | Graham PAYNE | Van Diemen RF80 | 15 | 21:25.073 | 1:17.035 | 10.056 | 83.37 | 1:24.113 | 14 | 11 | 2 |
| 10 | 60 | A | 9 | Alan WILLIAMSON | Van Diemen RF81 | 15 | 21:25.775 | 1:17.737 | 0.702 | 83.32 | 1:24.203 | 7 | 14 | 4 |
| 11 | 98 | B | 2 | Nick SHEPPARD | Merlyn Mk11A | 14 | 20:13.277 | 1 Lap | 1 Lap | 82.41 | 1:24.604 | 2 | 9 | -2 |
| 12 | 5 | A | 10 | Russell GILES | Van Diemen VD77 | 14 | 20:18.055 | 1 Lap | 4.778 | 82.09 | 1:24.970 | 14 | 13 | 1 |
| 13 | 111 | A | 11 | Grace BATES | Van Diemen RF80 | 14 | 20:18.726 | 1 Lap | 0.671 | 82.04 | 1:23.969 | 14 | 15 | 2 |
| 14 | 4 | B | 3 | Kevin WILLIAMS | Merlyn Mk20A | 14 | 20:25.219 | 1 Lap | 6.493 | 81.61 | 1:24.496 | 10 | 16 | 2 |
| 15 | 47 | A | 12 | Ben HADFIELD | Van Diemen RF79 | 14 | 20:32.860 | 1 Lap | 7.641 | 81.10 | 1:24.805 | 12 | 12 | -3 |
| 16 | 62 | A | 13 | Remy BROOKS-JOHNSON | Royale RP26 | 14 | 20:32.997 | 1 Lap | 0.137 | 81.09 | 1:25.889 | 14 | 18 | 2 |
| 17 | 66 | A | 14 | Murron PARKINGTON | Crossle 32F | 14 | 20:45.772 | 1 Lap | 12.775 | 80.26 | 1:26.864 | 9 | 20 | 3 |
| 18 | 11 | A | 15 | Mike SAUNDERS | PRS RH01 | 14 | 21:39.962 | 1 Lap | 54.190 | 76.92 | 1:29.178 | 6 | 19 | 1 |

NOT CLASSIFIED

| | | | | | | | | | | | | | | |
|-----|-----|---|--|---------------------|----------|---|----------|---------|---------|-------|----------|---|----|--|
| DNF | 410 | A | | Christopher EDWARDS | PRS RH02 | 2 | 3:03.826 | 13 Laps | 12 Laps | 77.70 | 1:26.435 | 2 | 17 | |
|-----|-----|---|--|---------------------|----------|---|----------|---------|---------|-------|----------|---|----|--|

NOT STARTED

| | | | | | | | | | | | | | | |
|----|----|---|--|---------------|-----------------|--|--|--|--|--|--|--|--|----|
| NS | 16 | B | | Simon TOYNE | Winkelmann WDF2 | | | | | | | | | 5 |
| NS | 25 | B | | Chris PORRITT | Titan Mk6 | | | | | | | | | 21 |

FASTEST LAP

| | | | | | | | | | | | | | | |
|--|-----|---|--|-----------------|-----------------|----|----------|--|--|-----------|--|--|--|------------|
| | 1 | A | | Jordan HARRISON | Van Diemen RF79 | 12 | 1:19.324 | | | 90.04 mph | | | | 144.90 kph |
| | 134 | B | | Scott RAWLINSON | Merlyn Mk11A | 14 | 1:20.928 | | | 88.25 mph | | | | 142.03 kph |

*Car 7 - poor transponder signal, please reposition. - NCR Ch.12 App.6 Art.2.2 refers.

Weather / Track : Bright / Dry

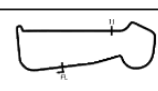
These results are provisional until the conclusion of any judicial and technical matters.

Date: 26/04/2026 Start: 09:34 Finish: 09:54

Snetterton 200: 1.9840 miles

Clerk Of Course: Julian Floyd

Timekeeper: Nick Palmer



Results can be found at www.tsl-timing.com

Printed - 09:56 Sunday, 26 April 2026