




Historic Race Cup

Powered by



SUPERSPA
OCTOBER 6 to 8, 2023



4-AvD Historic Race cup SUPERSPA Qualifying 1

Final Classification by Group

NoDrivers	Team	Car	Time	Lap Total	Gap	Kph
FF 1600						
1	22 R. MULDER	PRS RH02	3:00.151	3 4		140.0
FF 2000						
1	59 H. VAN DER SPOEL	REYNARD SF86	2:45.291	4 9		152.5
2	69 O. ZUIDEMA	REYNARD SF84	2:47.091	3 8	+1.800 +1.800	150.9
3	15 L. CLASEN	PILBEAM SP1-02	2:47.400	4 5	+2.109 +0.309	150.6
4	95 G. WYNANTON	ROYAL RP27	2:50.349	3 4	+5.058 +2.949	148.0
5	146 B. SCANLON	CROSSLE 41F	2:55.650	3 3	+10.359 +5.301	143.5
6	46 J. SADOLIN	REYNARD	2:55.963	3 6	+10.672 +0.313	143.3
7	74 R. GERAERTS	ROYAL RP27	2:58.405	3 4	+13.114 +2.442	141.3
8	71 S. SCHROYEN	ROYAL RP27	3:13.911	3 4	+28.620 +15.506	130.0
GO1						
1	189 S. LECHINE	REYNARD F389 VW Spiess	2:34.118	4 8		163.6
2	180 V. LEONE	DALLARA F390 ALFA Novamotor	2:38.698	3 5	+4.580 +4.580	158.9
3	124 P. TENCONI	DALLARA F388 Alfa Novamotor	2:41.666	4 5	+7.548 +2.968	156.0
4	113 G. BECKER	REYNARD 387 VW Spiess	2:56.190	3 4	+22.072 +14.524	143.1
5	100 H. LANGE	RALT RT31 ALFA Novamotor				
6	104 J. WESTENBERG	RALT RT30/85 VW Spiess		1		
GO2						
1	288 E. COCCIARELLI	RALT RT3/84 ALFA Novamotor	2:41.853	4 5		155.8
2	234 L. HENKEFEND	MARTINI MK31 TOYOTA Novamotor	2:45.353	4 5	+3.500 +3.500	152.5
3	255 D. HORNING	RALT RT3/83 TOYOTA Novamotor	2:49.956	5 6	+8.103 +4.603	148.4
4	208 J. SIHORSCHE	RALT RT3/84 VW Braham Judd	2:56.149	3 4	+14.296 +6.193	143.1
5	93 A. GRASSO	DALLARA F382 ALFA Romeo	3:14.070	3 4	+32.217 +17.921	129.9
6	246 M. BIEHL	MARCH 793 TOYOTA Novamotor	3:16.303	3 4	+34.450 +2.233	128.4
7	169 A. HILLER	RALT RT1/76 TOYOTA Novamotor				
GO3						
1	333 S. KRÄMER	REYNARD SF83 FORD	2:44.248	4 5		153.5
2	302 J. MEYER	REYNARD SF86 FORD	2:48.026	4 5	+3.778 +3.778	150.1
3	316 B. METZGER	DULON MP18 FORD	2:52.357	3 4	+8.109 +4.331	146.3
GO4						
1	433 H. SCHMEYER	MARCH 733 LOTUS TC	2:58.883	3 4		141.0
GO5						
1	563 T. GRASSINGER	LOLA T640E FORD	3:02.306	3 6		138.3
2	555 T. KRUMBACH	REYNARD FF83 FORD	3:04.443	3 4	+2.137 +2.137	136.7
3	587 S. PIMISKERN	RAY 89 FORD		4		
GO6						
1	1 R. COCCIARELLI	Swift DB2 FORD	2:54.343	3 4		144.6
2	699 M. HÖRTER	LOLA T90/90 FORD	2:56.715	3 4	+2.372 +2.372	142.7
3	655 G. MEYERDIERKS	TIGA SC81 FORD	3:03.795	3 4	+9.452 +7.080	137.2
Opel						
1	129 M. LEBRETON	OPEL Lotus Mk II	2:40.181	4 5		157.4
2	96 P. MONBARON	OPEL Lotus Mk II	2:40.925	5 6	+0.744 +0.744	156.7
3	9 R. GORAL	OPEL Lotus Mk II	2:41.670	4 5	+1.489 +0.745	156.0
4	28 J. THISSEN	OPEL Lotus Mk II	2:42.030	4 5	+1.849 +0.360	155.6
5	60 A. WILLIAMSON	OPEL Lotus Mk II	2:45.444	4 5	+5.263 +3.414	152.4
6	29 G. TOMSEN	OPEL Lotus Mk II	2:50.980	4 5	+10.799 +5.536	147.5
7	12 D. SCHNEIDER	OPEL Lotus Mk II		2		

CARS 93, 189 & 288 LAP TIME DELETED DUE TO TRACK LIMITS
CAR 587 BEST LAP TIME DELETED DUE TO CROSSING WHIT LINE PIT EXIT

Published at:

Track Status: **DRY**

Stewards			Timekeeper
Jan DHONDT	André VANSTEEVOORT	Joost DEMEESTERE	Denis del Pozo

08/10/2023 Page 1 / 1

ROADBOOK
FESTINA LENTE

www.spasixhours.com
contact@roadbook.net




Historic Race Cup

Powered by



SUPERSPA
OCTOBER 6 to 8, 2023



4-AvD Historic Race cup SUPERSPA Qualifying 2

Final Classification by Group

NoDrivers	Team	Car	Time	Lap Total	Gap	Kph
FF 1600						
1	22 R. MULDER	PRS RH02	2:52.462	3 7		146.2
FF 2000						
1	59 H. VAN DER SPOEL	REYNARD SF86	2:43.346	3 8		154.4
2	69 O. ZUIDEMA	REYNARD SF84	2:43.536	7 7	+0.190 +0.190	154.2
3	95 G. WYNANTS	ROYAL RP27	2:45.203	7 7	+1.857 +1.667	152.6
4	46 J. SADOLIN	REYNARD	2:45.695	7 7	+2.349 +0.492	152.2
5	15 L. CLASEN	PILBEAM SP1-02	2:47.178	2 4	+3.832 +1.483	150.8
6	74 R. GERAERTS	ROYAL RP27	2:54.418	7 7	+11.072 +7.240	144.6
7	71 S. SCHROYEN	ROYAL RP27	3:06.674	2 3	+23.328 +12.256	135.1
8	146 B. SCANLON	CROSSLE 41F				
GO1						
1	180 V. LEONE	DALLARA F390 ALFA Novamotor	2:32.666	8 8		165.2
2	189 S. LECHINE	REYNARD F389 VW Spiess	2:33.645	7 8	+0.979 +0.979	164.1
3	124 P. TENCONI	DALLARA F398 Alfa Novamotor	2:40.501	7 8	+7.835 +6.856	157.1
4	100 H. LANGE	RALT RT31 ALFA Novamotor	2:46.069	7 7	+13.403 +5.568	151.8
5	113 G. BECKER	REYNARD 387 VW Spiess	2:46.898	3 7	+14.232 +0.829	151.1
6	104 J. WESTENBERG	RALT RT30/85 VW Spiess				
GO2						
1	234 L. HENKEFEND	MARTINI MK31 TOYOTA Novamotor	2:38.309	3 8		159.3
2	288 E. COCCIARELLI	RALT RT3/84 ALFA Novamotor	2:40.873	6 7	+2.564 +2.564	156.7
3	255 D. HORNUNG	RALT RT383 TOYOTA Novamotor	2:46.741	2 3	+8.432 +5.868	151.2
4	208 J. SIHORSCH	RALT RT3/84 VW Brabham Judd	2:46.913	7 7	+8.604 +0.172	151.1
5	169 A. HILLER	RALT RT1/76 TOYOTA Novamotor	2:47.208	3 4	+8.899 +0.295	150.8
6	93 A. GRASSO	DALLARA F382 ALFA Romeo	3:00.531	6 7	+22.222 +13.323	139.7
7	246 M. BIEHL	MARCH 793 TOYOTA Novamotor				
GO3						
1	333 S. KRÄMER	REYNARD SF83 FORD	2:42.390	7 7		155.3
2	302 J. MEYER	REYNARD SF86 FORD	2:44.572	2 4	+2.182 +2.182	153.2
3	316 B. METZGER	DULON MP18 FORD	2:49.390	3 8	+7.000 +4.818	148.9
GO4						
1	433 H. SCHMEYER	MARCH 733 LOTUS TC	3:00.560	2 3		139.6
GO5						
1	563 T. GRASSINGER	LOLA T640E FORD	2:54.048	6 7		144.9
2	587 S. PIMISKERN	RAY 89 FORD	2:59.632	2 7	+5.584 +5.584	140.4
3	555 T. KRUMBACH	REYNARD FF83 FORD	3:01.418	3 7	+7.370 +1.786	139.0
GO6						
1	1 R. COCCIARELLI	Swift DB2 FORD	2:47.608	6 7		150.4
2	699 M. HÖRTER	LOLA T90/90 FORD	2:51.482	7 7	+3.874 +3.874	147.0
3	655 G. MEYERDIERKS	TIGA SC81 FORD	2:53.991	7 7	+6.383 +2.509	144.9
Opel						
1	12 D. SCHNEIDER	OPEL Lotus Mk II	2:33.149	4 8		164.6
2	129 M. LEBRETON	OPEL Lotus Mk II	2:34.235	7 8	+1.086 +1.086	163.5
3	9 R. GORAL	OPEL Lotus Mk II	2:34.689	8 8	+1.540 +0.454	163.0
4	96 P. MONBARON	OPEL Lotus Mk II	2:35.197	4 7	+2.048 +0.508	162.5
5	28 J. THISSEN	OPEL Lotus Mk II	2:37.898	3 3	+4.749 +2.701	159.7
6	60 A. WILLIAMSON	OPEL Lotus Mk II	2:41.606	3 8	+8.457 +3.708	156.0
7	29 G. TOMSEN	OPEL Lotus Mk II	2:46.236	6 7	+13.087 +4.630	151.7

Published at:

Track Status: **DRY**

Stewards			Timekeeper
Jan DHONDT	André VANSTEEVOORT	Joost DEMEESTERE	Denis del Pozo




Historic Race Cup

Powered by



SUPERSPA
OCTOBER 6 to 8, 2023



4-AvD Historic Race cup

SUPERSPA

Race 1 (25 Minutes)

Final Classification by Group

No Drivers	Team	Car	Laps	Total Time	Gap	Kph	Best Lap		
							Lap	Time	Kph
FF 1600									
1	22 R. MULDER	PRS RH02	9	27:33.638		137.0	9	2:51.306	147.2
FF 2000									
1	59 H. VAN DER SPOEL	REYNARD SF86	9	26:46.915		140.9	8	2:43.083	154.6
2	46 J. SADOLIN	REYNARD	9	26:51.427	+4.512	140.6	9	2:43.037	154.7
3	15 L. CLASEN	PILBEAM SP1-02	9	26:56.036	+9.121	140.2	7	2:45.450	152.4
4	74 R. GERAERTS	ROYAL RP27	9	27:33.057	+46.142	137.0	9	2:52.326	146.3
5	71 S. SCHROYEN	ROYAL RP27	9	28:02.137	+1'15.222	134.6	8	2:53.912	145.0
6	146 B. SCANLON	CROSSELE 41F	9	28:15.034	+1'28.119	133.6	4	2:57.421	142.1
7	95 G. WYNANTS	ROYAL RP27	8	26:46.242	1 Lap	125.3	8	2:43.865	153.9
■ <i>Not classified</i>									
69	O. ZUIDEMA	REYNARD SF84	1	3:14.480					
GO1									
1	180 V. LEONE	DALLARA F360 ALFA Novamotor	9	25:50.856		146.0	9	2:30.673	167.3
2	189 S. LECHINE	REYNARD F389 VW Spless	9	25:53.769	+2.913	145.8	9	2:31.939	165.9
3	124 P. TENCONI	DALLARA F386 Alfa Novamotor	9	26:23.385	+32.529	143.0	7	2:39.112	158.5
4	100 H. LANGE	RALT RT31 ALFA Novamotor	9	27:03.770	+1'12.914	139.5	8	2:47.444	150.6
5	113 G. BECKER	REYNARD 387 VW Spless	9	27:17.146	+1'26.290	138.3	8	2:47.198	150.8
■ <i>Not Started</i>									
104	J. WESTENBERG	RALT RT30/85 VW Spless							
GO2									
1	234 L. HENKEFEND	MARTINI MK31 TOYOTA Novamotor	9	26:08.518		144.4	9	2:35.564	162.1
2	255 D. HORNUNG	RALT RT383 TOYOTA Novamotor	9	26:25.464	+16.946	142.9	6	2:39.621	158.0
3	208 J. SIHORSCH	RALT RT384 VW Brabham Judd	9	26:45.414	+36.896	141.1	9	2:43.125	154.6
4	169 A. HILLER	RALT RT176 TOYOTA Novamotor	9	26:59.030	+50.512	139.9	6	2:45.098	152.7
5	93 A. GRASSO	DALLARA F382 ALFA Romeo	5	16:09.531	4 Laps	129.6	4	3:02.643	138.1
6	288 E. COCCIARELLI	RALT RT384 ALFA Novamotor	5	27:27.288	4 Laps	76.3	4	2:40.537	157.1
■ <i>Not Started</i>									
246	M. BIEHL	MARCH 783 TOYOTA Novamotor							
GO3									
1	333 S. KRÄMER	REYNARD SF83 FORD	9	26:35.051		142.0	7	2:41.652	156.0
2	302 J. MEYER	REYNARD SF86 FORD	9	26:48.177	+13.126	140.8	9	2:42.617	155.1
3	316 B. METZGER	DULON MP18 FORD	9	27:07.536	+32.485	139.2	6	2:47.651	150.4
GO4									
1	433 H. SCHMEYER	MARCH 733 LOTUS TC	9	27:34.388		136.9	9	2:52.054	146.5
GO5									
1	563 T. GRASSINGER	LOLA T640E FORD	9	27:36.700		136.7	7	2:52.017	146.6
2	555 T. KRUMBACH	REYNARD FF83 FORD	9	28:03.220	+26.520	134.6	6	2:56.578	142.8
3	587 S. PIMISKERN	RAY 89 FORD	9	28:05.287	+28.587	134.4	9	2:56.672	142.7
GO6									
1	1 R. COCCIARELLI	Swift DB2 FORD	9	27:08.908		139.0	6	2:47.678	150.4
2	699 M. HÖRTER	LOLA T90/90 FORD	9	27:29.608	+20.700	137.3	6	2:50.441	147.9
3	655 G. MEYERDIERKS	TIGA SC81 FORD	9	27:39.614	+30.706	136.5	6	2:52.031	146.6
Opel									
1	12 D. SCHNEIDER	OPEL Lotus Mk II	9	25:54.760		145.7	9	2:31.864	166.0
2	9 R. GORAL	OPEL Lotus Mk II	9	25:56.943	+2.183	145.5	9	2:32.330	165.5
3	29 G. TOMSEN	OPEL Lotus Mk II	9	26:43.642	+48.882	141.2	9	2:42.778	154.9
4	60 A. WILLIAMSON	OPEL Lotus Mk II	8	23:49.914	1 Lap	140.8	7	2:40.039	157.6
5	28 J. THISSEN	OPEL Lotus Mk II	4	12:02.073	5 Laps	139.1	2	2:39.442	158.1
■ <i>Not classified</i>									
129	M. LEBRETON	OPEL Lotus Mk II	3	9:17.102			2	2:40.175	157.4
96	P. MONBARON	OPEL Lotus Mk II	3	9:17.807			2	2:38.212	159.4

Published at:

Track Status: **DRY**

Stewards Jan DHONDT	André VANSTEYVOORT	Joost DEMEESTERE	Timekeeper Denis del Pozo
-------------------------------	--------------------	------------------	-------------------------------------




Historic Race Cup

Powered by



SUPERSPA
OCTOBER 6 to 8, 2023



4-AvD Historic Race cup

SUPERSPA

Race 2 (25 Minutes)

Final Classification by Group

No Drivers	Team	Car	Laps	Total Time	Gap	Kph	Best Lap	
							Lap	Time
FF 1600								
1	22 R. MULDER	PRS RH02	8	26:21.858		127.2	8	2:56.831 142.6
FF 2000								
1	46 J. SADOLIN	REYNARD	9	26:35.085		142.0	3	2:43.696 154.0
2	59 H. VAN DER SPOEL	REYNARD SF86	9	26:35.871	+0.786	141.9	9	2:43.560 154.2
3	95 G. WYNANTS	ROYAL RP27	9	26:36.087	+1.002	141.9	9	2:43.296 154.4
4	15 L. CLASEN	PILBEAM SP1-02	9	27:25.071	+49.986	137.7	3	2:47.562 150.5
5	74 R. GERAERTS	ROYAL RP27	9	27:25.261	+50.176	137.7	9	2:49.696 148.6
6	71 S. SCHROYEN	ROYAL RP27	4	13:44.990		121.7	2	2:59.700 140.3
■ Not classified								
146 B. SCANLON		CROSSLE 41F	1	5:35.442				
■ Not Started								
69 O. ZUIDEMA		REYNARD SF84						
GO1								
1	180 V. LEONE	DALLARA F350 ALFA Novamotor	9	25:27.041		148.3	3	2:31.551 166.4
2	189 S. LECHINE	REYNARD F389 VW Spless	9	25:28.442	+1.401	148.2	9	2:31.453 166.5
3	124 P. TENCONI	DALLARA F388 Alfa Novamotor	9	25:46.794	+19.753	146.4	3	2:39.928 157.7
4	113 G. BECKER	REYNARD 387 VW Spless	9	26:05.650	+38.609	144.7	9	2:46.331 151.6
5	100 H. LANGE	RALT RT31 ALFA Novamotor	9	26:05.947	+38.906	144.6	4	2:44.238 153.5
■ Not Started								
104 J. WESTENBERG		RALT RT30/85 VW Spless						
GO2								
1	234 L. HENKEFEND	MARTINI MK31 TOYOTA Novamotor	9	25:46.542		146.4	8	2:40.088 157.5
2	255 D. HORNING	RALT RT383 TOYOTA Novamotor	9	25:49.320	+2.778	146.2	4	2:39.938 157.6
3	208 J. SIHORSCH	RALT RT384 VW Brabham Judd	9	26:01.433	+14.891	145.1	9	2:44.668 153.1
4	169 A. HILLER	RALT RT176 TOYOTA Novamotor	9	26:36.336	+49.794	141.9	4	2:44.371 153.4
5	93 A. GRASSO	DALLARA F382 ALFA Romeo	9	27:36.248	+149.706	136.7	9	2:58.669 141.1
■ Not classified								
288 E. COCCIARELLI		RALT RT384 ALFA Novamotor	1	2:50.390				
■ Not Started								
246 M. BIEHL		MARCH 793 TOYOTA Novamotor						
GO3								
1	333 S. KRÄMER	REYNARD SF83 FORD	9	25:55.973		145.6	8	2:43.684 154.0
2	316 B. METZGER	DULON MP18 FORD	9	26:11.341	+15.368	144.1	9	2:47.877 150.2
■ Not classified								
302 J. MEYER		REYNARD SF86 FORD						
GO4								
1	433 H. SCHMEYER	MARCH 733 LOTUS TC	9	26:14.705		143.8	9	2:49.347 148.9
GO5								
1	555 T. KRUMBACH	REYNARD FF83 FORD	9	27:06.033		139.3	3	2:55.963 143.3
2	587 S. PIMISKERN	RAY 89 FORD	5	15:23.331		136.1	3	2:56.250 143.1
■ Not classified								
563 T. GRASSINGER		LOLA T640E FORD	3	8:54.093			3	2:56.066 143.2
GO6								
1	699 M. HÖRTER	LOLA T90/90 FORD	9	26:19.371		143.4	3	2:51.518 147.0
2	655 G. MEYERDIERKS	TIGA SC81 FORD	9	26:58.719	+39.348	139.9	3	2:55.287 143.8
■ Not Started								
1 R. COCCIARELLI		Swift DB2 FORD						
Opel								
1	9 R. GORAL	OPEL Lotus Mk II	9	25:44.387		146.7	3	2:34.410 163.3
2	12 D. SCHNEIDER	OPEL Lotus Mk II	9	25:45.739	+1.352	146.5	2	2:34.420 163.3
3	28 J. THISSEN	OPEL Lotus Mk II	9	25:51.348	+6.961	146.0	9	2:36.622 161.0
4	29 G. TOMSEN	OPEL Lotus Mk II	9	26:30.429	+46.042	142.4	8	2:40.391 157.2
5	60 A. WILLIAMSON	OPEL Lotus Mk II	9	26:31.128	+46.741	142.3	8	2:40.629 157.0
6	129 M. LEBRETON	OPEL Lotus Mk II	4	11:46.637		142.1	3	2:36.384 161.2
7	96 P. MONBARON	OPEL Lotus Mk II	4	25:16.180		66.2	2	2:34.521 163.2